5 mm Dar Kemikte Cerrahiniz Artık Daha Kolay

OneMS KIT

- MS İmplantı 5 mm genişliğindeki dar kemikte doğru pozizyona yerleştirin
- 5 mm genişliğindeki alanda Guide yapma imkanı
- MS' in her spesifikasyonu OneMS KIT'te bulunan TSIII ∅3.0 fixture ile yerleştirin

MS İmplant 5mm kemik genişliğindeki dar alanda doğru pozisyona yerleştirilir.

- Implant kronu için MS Narrow Ridge'i anterior bölgeye yerleştirin
- Overdenture Implant için dar kemik genişliğindeki alana MS Denture yerleştirin

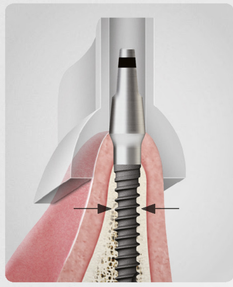

MS Narrow Ridge ⌀2.0 yerleştirin

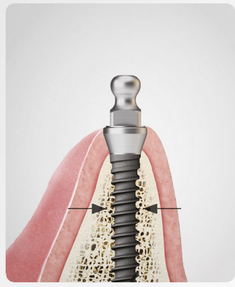

MS Denture ⌀2.0 yerleştirin

MS'in Her Spisifikasyonunu OneMS KIT'te bulunan TSIII ⌀3.0 Fixture ile yerleştirin

- Standart OneGuide KIT Kullanmadan OneMS KIT ile dar kemik genişliğindeki vakarın üstesinden gelin
- Anterior Mandibular bölgedeki dar kemik genişliği için MS Narrow Ridge (⌀ 2.0/⌀ 2.5/⌀ 3.0)
- Dar kemik genişliğindeki alana ımplant overdenture için MS Denture
- Yeterli kemik genişliği olduğu zaman TSIII ⌀ 3.0 kullanılabilir

MS Narrow ridge MS Denture TSIII Ø3.0

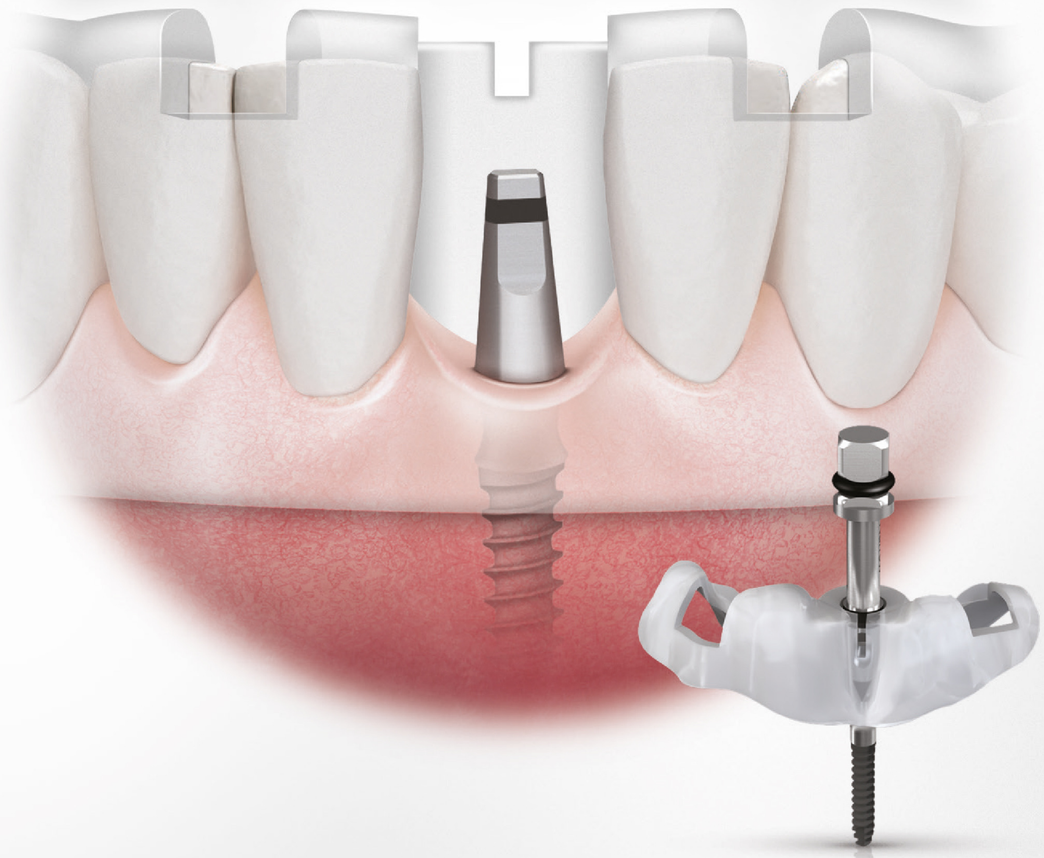

5mm Kemik Genişliğindeki Alana Guide Cerrahi İmkanı

- OneMS Guide Drilling sırasında komşu dişlere etkileşimini minimuma düşürmek için tasarlanmıştır.

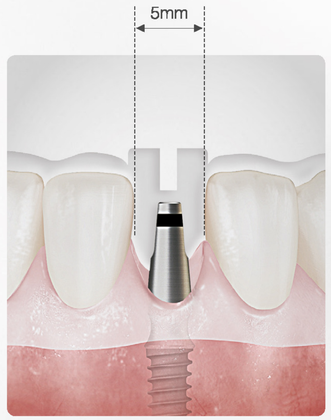

5mm'lik Alanda Yapılabilir

OneMS KIT Ana Ekipman Kombinasyonu

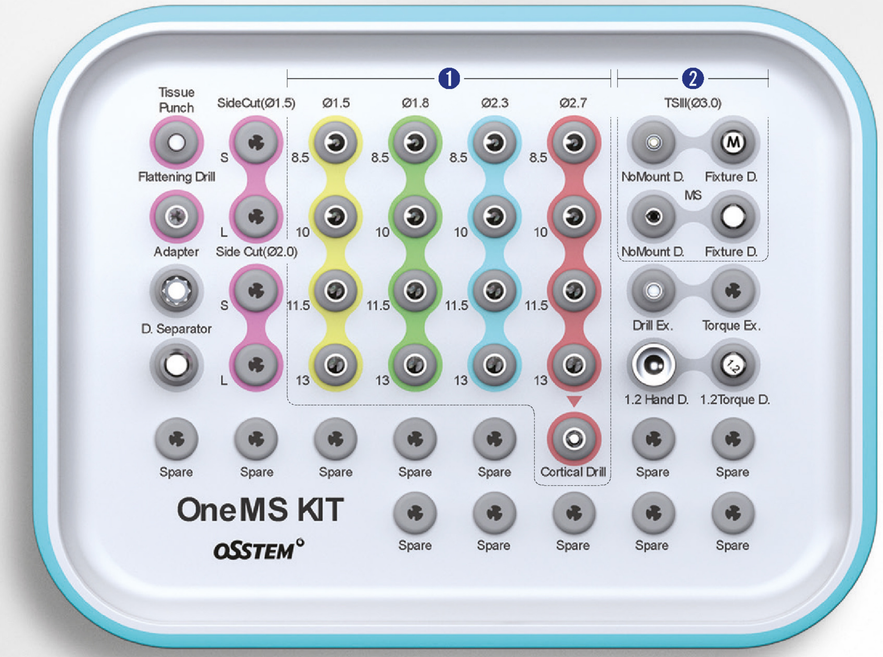

❶ OneMS Drill (1,200rpm)



❷ NoMount & Fixture Driver

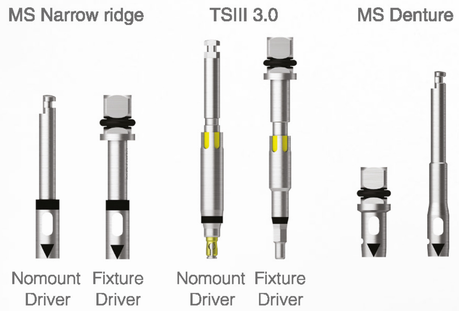

❸ Diğer Ekipmanlar

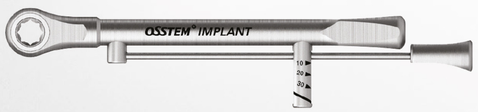

Depth Gauge



OneMS KIT Drilling Sekansı

1. MS Ø2.0 / Ø2.5

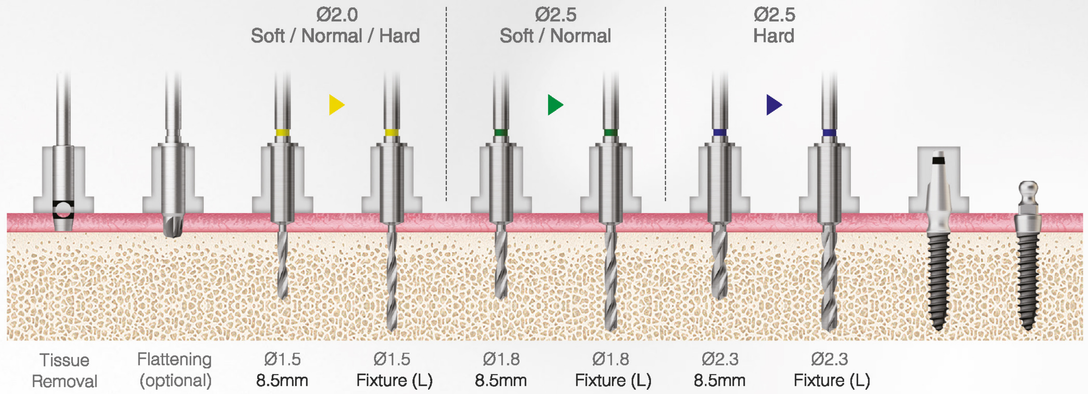

2. MS Ø3.0

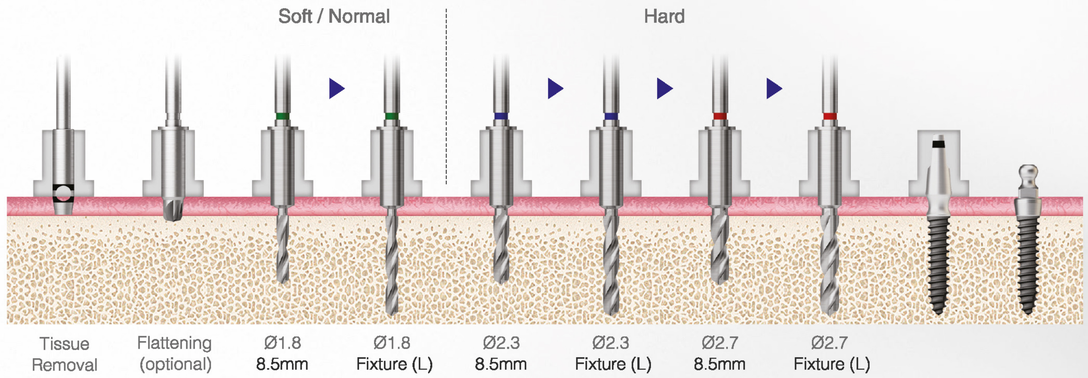
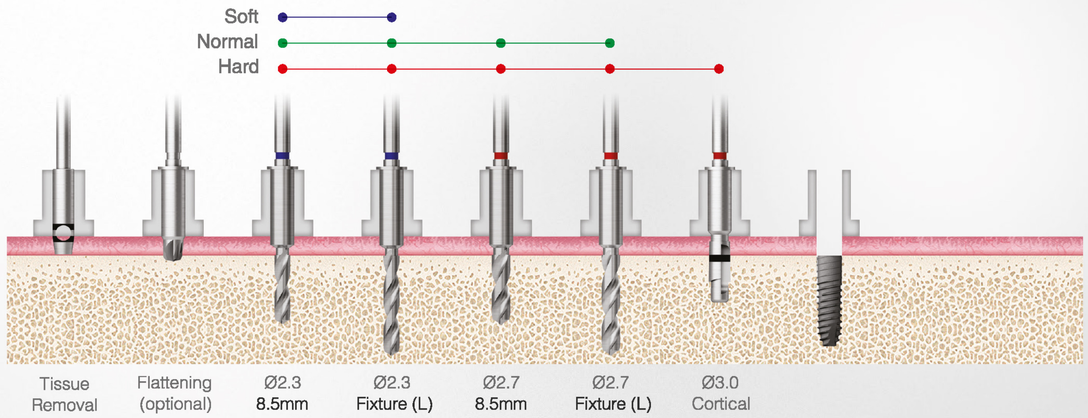
3. TSIII Ø3.0